



2022

ANNUAL REPORT

A LETTER FROM OUR CEO



At Anchorage Neighborhood Health Center, 2022 saw us emerge from the worst days of the pandemic with a strengthened commitment to accessible health care for everyone in our community. Although we are gradually resuming normal operations, some pandemic-related changes, like an emphasis on telehealth, remain in place. We are proud that in 2022, telehealth accounted for 7% of our 36,710 patient visits.

In the past year, ANHC has also invested in new tools and projects that have increased our patients' access to their health care. In the spring, we launched a new integrated and streamlined electronic health record system. While in the short term this change slowed our data collection capacity, it is already benefitting patients enormously in terms of community connectivity, access, and whole health. In the summer, we completed an extensive pharmacy renovation project, installed new wayfinding signage throughout our building, and launched a new external website. The year ended on a delicious note, with a gift from a generous donor enabling us to present bags of oranges to our patients as they visited our campus.

Thank you so much for your continued support of ANHC. If you haven't yet done so, I invite you to visit our website (www.anhc.org) and stop by for a building tour to learn more about our organization.

With gratitude,

Lisa DH Aquino, MHS
ANHC Chief Executive Officer

2022 SENIOR LEADERSHIP

| | |
|-----------------------------------|--|
| Lisa DH Aquino, MHS | Chief Executive Officer |
| Vadette (DeeDee) Fowler, CPA..... | Chief Financial Officer |
| Rachel Samuelson, MD | Chief Medical Officer |
| Ghazal Ringler, DMD..... | Chief Dental Officer |
| Sarah Baylous..... | Chief Operations Officer |
| Kevin Shreve | Chief Information Officer |
| Scharla Baker, SHRM-CP..... | Chief Human Resources Officer |
| Shannon Savage, MPH..... | Chief Communications and Development Officer |

2022 BOARD OF DIRECTORS

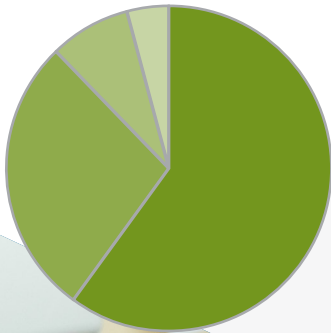
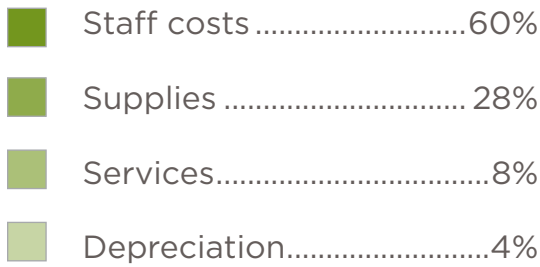
Our board of directors is composed of volunteers, the majority of whom must be patients or patient representatives. The board accepts applications throughout the year. More information is available by going to www.anhc.org or emailing executiveassistant@anhc.org.

| | |
|---|---------------------|
| Josh Hemsath (Agnew::Beck Consulting)..... | Board Chair |
| Terri Lomax (State of Alaska, DEC)..... | Vice Chair |
| Brandi Zeman (Delta Constructors)..... | Treasurer |
| Leroy Williams (retired) | Secretary |
| Jasmine Boyle (RurAL CAP)..... | Member |
| Cindy Gilder (retired)..... | Member |
| Harold Johnston, MD (retired)..... | Member |
| Michelle Nesbett (Birch Horton Bittner & Cherot) | Member (Past Chair) |
| Molly O'Malley (Hope Community Resources) | Member |
| Robert Onders, MD (Alaska Native Medical Center) | Member |
| Karen Turner (Alaska Native Tribal Health Consortium) | Member |
| Leah Van Sandt (Independent Care Provider) | Member |

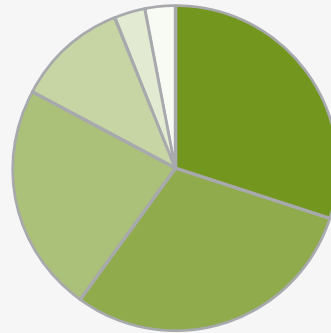
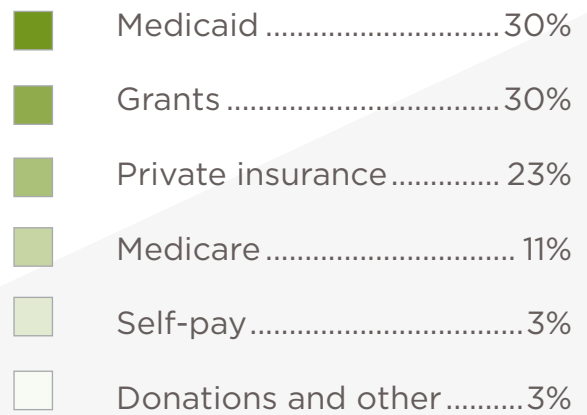


2022 FINANCIAL REPORT*

EXPENSES: \$26.4 MILLION



REVENUE: \$27.4 MILLION

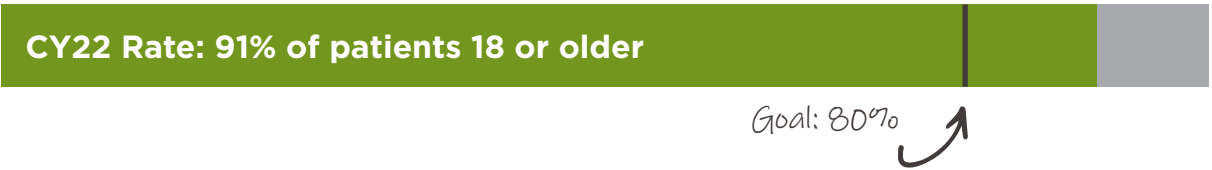


*2022 revenue and expenses are based on fiscal year 2022, ending June 30, 2022.


2022 QUALITY MEASURES OF CARE



Patients Screened for Tobacco Use and Counselor for Cessation




Patients Screened for Depression and Provided a Follow-Up Plan



Patients With Controlled Hypertension (High Blood Pressure)



Patients with Controlled Diabetes



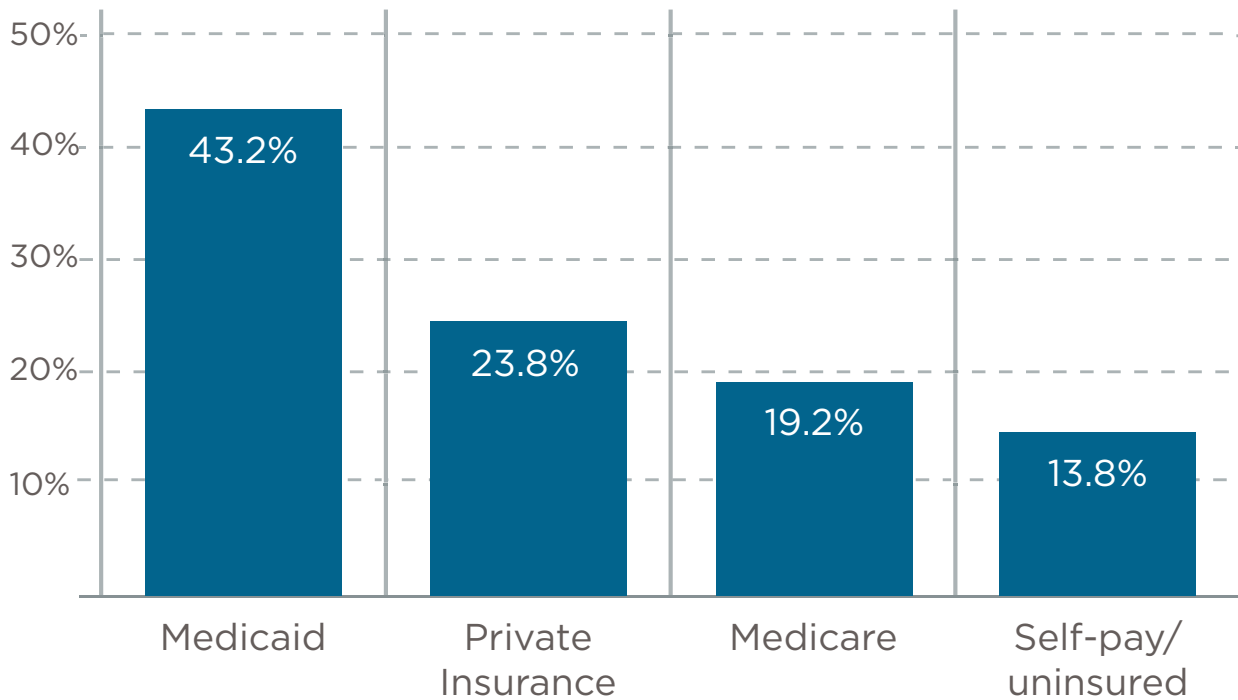
2022 PATIENT DEMOGRAPHICS

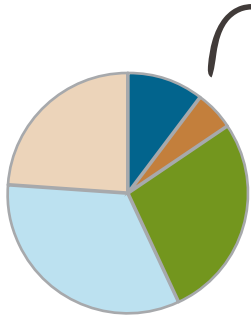


Demographic information is based on:

- ♥ 11,397 unique medical and dental patients
- ♥ 36,710 patient visits

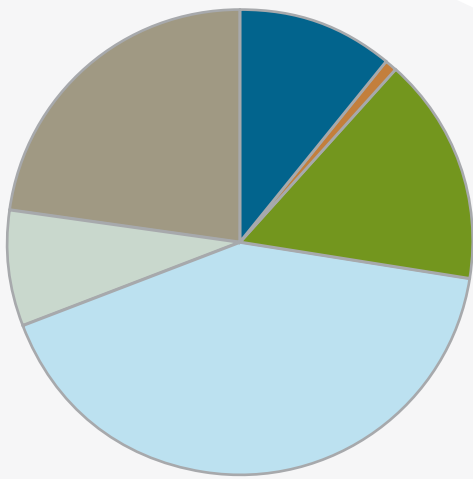
PATIENTS BY PAYOR SOURCE





AGE

| | |
|-----------------|-------|
| Younger than 18 | 10.3% |
| 18-24 | 5.5% |
| 25-44 | 27.4% |
| 45-64 | 33.1% |
| Older than 65 | 23.7% |

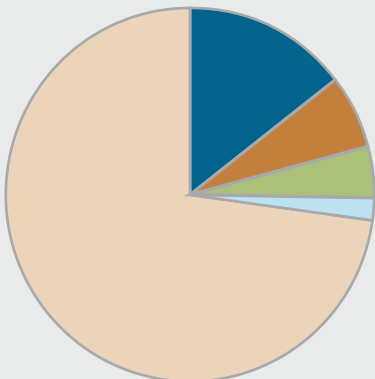


RACIAL DIVERSITY

| | |
|----------------------------------|-------|
| African American/Black | 11.1% |
| American Indian/Alaska Native | 0.8% |
| Asian | 15.6% |
| Caucasian/White | 41.8% |
| More than one race | 0.0% |
| Pacific Islander/Native Hawaiian | 8.0% |
| Unreported | 22.7% |

8.6% of ANHC patients identify as Hispanic or Latino.

19.6% of ANHC patients were provided with health care services in a language other than English.



INCOME

as a percentage of the federal poverty level

| | |
|-------------------|-------|
| 100% and below | 14.5% |
| 101% - 150% | 6.5% |
| 151% - 200% | 4.5% |
| Greater than 200% | 1.8% |
| Other/unknown | 72.7% |

OUR MISSION

To be a trusted partner in every person's wellness by providing integrated, compassionate, and high-quality health care, regardless of ability to pay.

OUR VISION

Accessible care for a healthy Anchorage

OUR VALUES

Respect | Compassion | Personal Integrity | Excellence | Collaborative Spirit



Anchorage Neighborhood Health Center

4951 Business Park Boulevard

Anchorage, AK 99503

907-743-7200

www.anhc.org