
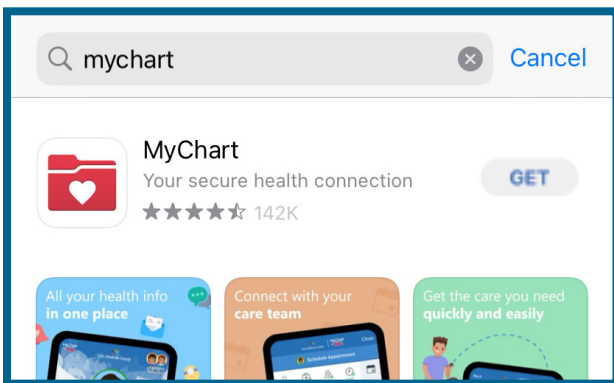


## MyChart Patient Portal: How to Set Up the MyChart App




1. If you have an iPhone, open the App Store app.

If you have an Android, open the Google Play app.



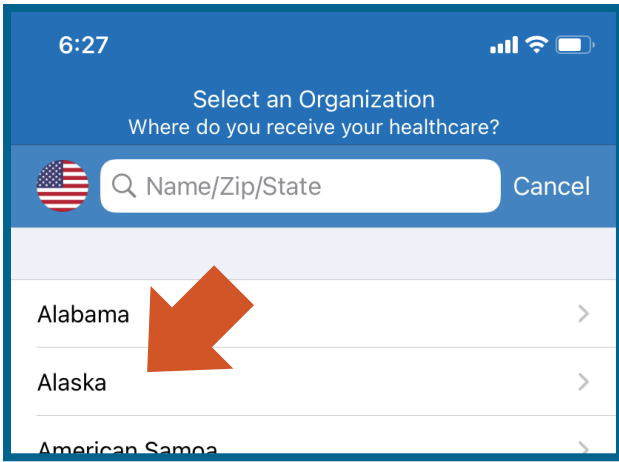
2. Search "MyChart." The app's logo looks like the image on the left.

3. Click on **Get**. You may need to confirm that you do want to download the app.



4. Once you confirm, the app will begin to download. Once it has finished downloading, open the app.

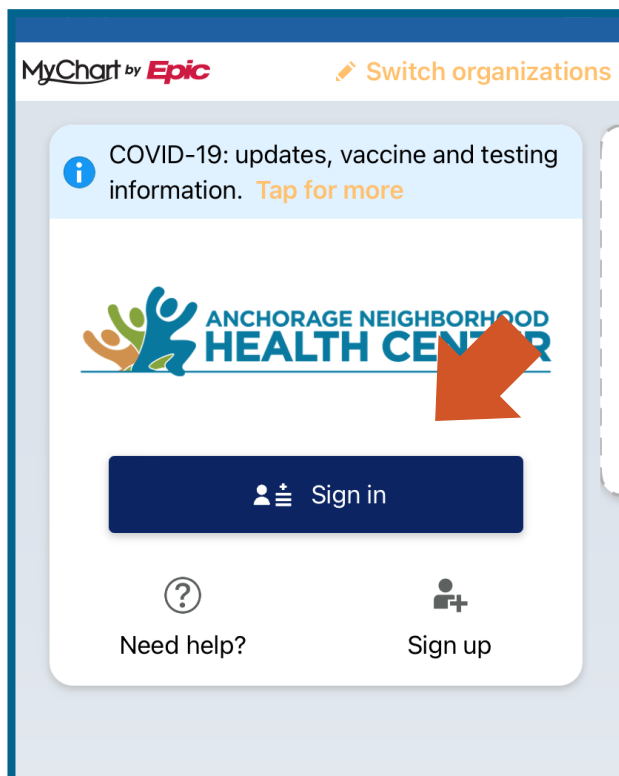
Click **Accept** to accept the terms and conditions.



5. Find Anchorage Neighborhood Health Center, either by allowing the app to use your location or by selecting **Alaska** in a list of states.



6. Click on the **Anchorage Neighborhood Health Center** icon.



7. Click **Sign In** to sign in to your account.  
If you do not have a username and/or password, please see the click on **How Do I Sign Up for MyChart?**

*End*